








IDENTIFYING WIND CONDITIONS



Beaufort #	Wind Speed (mph)	Wind Classification	Effects
2	4-7	Light Breeze	 Curtains will sway
3	8-12	Gentle Breeze	 Wind chime melodies can be heard
4	13-18	Moderate Breeze	 Dust picks up, leaves, small plants and small branches rustle
5	19-24	Fresh Breeze	 Outdoor furniture cushions and pillows may be tossed about
6	25-31	Strong Breeze	 Large branches in trees will move
7	32-38	Moderate Gale	 Some patio furniture may be overturned
8	39-46	Fresh Gale	 Slight structural damage to ornamental sidings, latticework, etc..
9	47-54	Strong Gale	 Roof shingles are blown from roof
10	55-63	Whole Gale	 Trees broken or uprooted
11	64-73	Storm	Widespread damage
12	74-or Higher	Hurricane Force	Severe damage to home and possible flooding