

# CITADEL High Wind Zipper Track

## USE & CARE

### CONDITIONS OF USE

The **CITADEL** represents a significant investment in shade protection for your home or business. This high quality custom product also has the added benefit of protection from the wind and minimizes the amount of glare within a shaded area.

Although the **CITADEL** can withstand strong winds, it is recommended to pay close attention to the wear and tear you place on the system in extremely windy conditions.

How you use and maintain the product is the best way to protect your investment.

#### INFORMATION

Optional wind sensors are not intended to identify wind conditions, they are intended to be a convenience only.

### RECOMMENDED USE

The recommended use for the **CITADEL** to be operated is Calm to Gentle Breeze wind conditions.

Avoid operating the **CITADEL** DOWN when wind conditions are between a Moderate Breeze and a Strong Gale.

If the **CITADEL** is already down and wind conditions develop between a Moderate Gale and a Strong Gale, it is highly recommended that the **CITADEL** be retracted to prevent damage to the system.

























### DID YOU KNOW?

**THUNDERSTORMS** usually produce gusty winds, heavy rain, and sometimes hail. A severe thunderstorm can produce wind speeds of 58 mph.

**MONSOON SEASON** brings intense rain storms that last less than an hour. Winds during a monsoon storm can range anywhere from 40-100 mph with violent updrafts.

**MICROBURST**, considered dangerous winds up to 100 mph, are downward burst of wind that hit the ground and spread horizontally, usually within a 2.5 mile radius.

### IDENTIFY WIND CONDITIONS

Beaufort #	Wind Speed (mph)	Wind Classification		Effects	Operation
0	Under 1	Calm		There is little to no movement	 
1	1-3	Light Air		Sun catchers dance	 
2	4-7	Light Breeze		Curtains will sway	 
3	8-12	Gentle Breeze		Wind Chime melodies can be heard	 
4	13-18	Moderate Breeze		Dust picks up, leaves on plants and small branches rustle	
5	19-24	Fresh Breeze		Outdoor furniture cushions and pillows may be tossed about	
6	25-31	Strong Breeze		Large branches in trees will move	
7	32-38	Moderate Gale		Some patio furniture may be over turned	
8	39-46	Fresh Gale		Slight structural damage to ornamental siding such as lattice	
9	47-54	Strong Gale		Roof shingles are blown from roof	
10	55-63	Whole Gale		Trees broken or uprooted	
11	64-72	Storm		Widespread damage	
12	73 or Higher	Hurricane Force		Severe damage to home	

# CITADEL High Wind Zipper Track

## USE & CARE

### GENERAL OR LIGHT CLEANING

General or light cleaning is recommended every 2 to 3 months or as needed.

- Brush off loose dirt.
- Hose down.
- Prepare a cleaning solution of water and mild soap such as dish washing liquid.
- Use a soft bristle brush to clean.
- Allow cleaning solution to soak into the fabric.
- Rinse thoroughly until all soap residue is removed.
- Air Dry.
- Repeat if necessary.

### TRACK MAINTENANCE

It is recommended tracks be cleaned each time fabric is cleaned or as needed.

- Keep tracks free of debris.
- Brush off any loose dirt.
- Hose down.
- Air Dry.

#### ⚠ CAUTION

Do not use harsh solvents that may stain or destroy finish.

- In extreme dust/debris conditions, heavy build up may occur within the track inserts. Remove build up using a dry lubricant.

#### ⚠ CAUTION

Do not use WD-40, RZ 50 is recommended and can be purchased at Home Depot.

Contact us immediately for assistance if the shade:

Comes out of the zipper track, or the zipper is folding over

Both situations *must be corrected* within a week or the fabric may develop a memory for the wrong position (hourglassing if allowed to hang free, or the zipper folded over) and require the purchase of a replacement panel.

### HEAVY CLEANING FOR STUBBORN STAINS & MILDEW

Heavy cleaning is recommended once a year or as needed. Mildew may grow on dirt and other foreign substances that are not removed from the fabric.


To clean stubborn stains:

- Prepare a solution of 1/4 cup of bleach and 1/4 cup mild soap per gallon of clean water
- Allow mixture to soak into fabric for up to 15 minutes.
- Clean with soft bristle brush.
- Use a soft bristle brush to clean.
- Rinse thoroughly until all soap residue is removed.
- Air Dry.
- Repeat if necessary

Remember to protect the area around if using a bleach solution.

866-230-4700

NorthSolarScreen.com



NORTH SOLAR SCREEN  
RULE THE SUN™